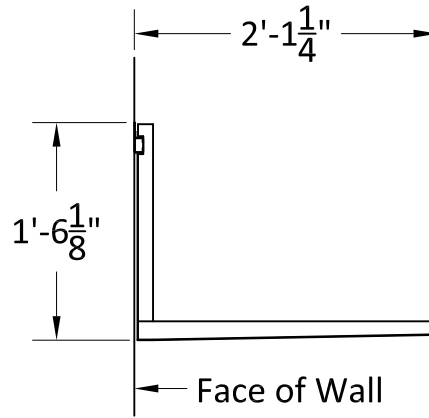
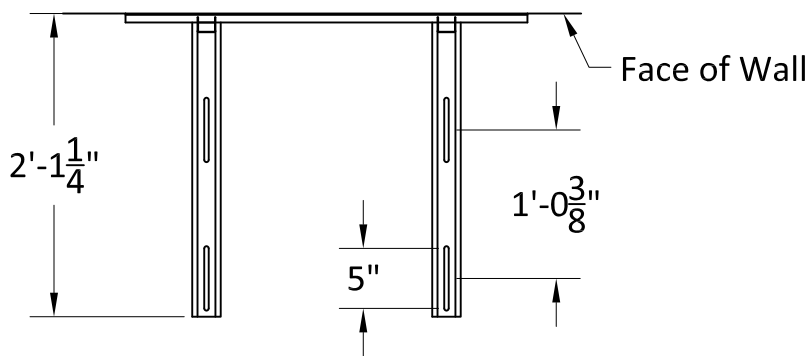


Elevation



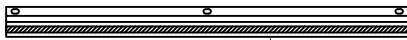
Side View



Plan View

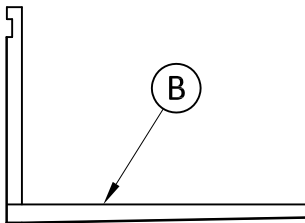
Important Note: Anchor glide track to wall with three $\frac{3}{8}$ " \varnothing lag bolts using holes provided.

PARTS LIST



(A)

(A) (1) - 14 gauge Glide Track



(B)

(B) (2) - 14 gauge L-Bar

Note - All assembly hardware is included



WALL BRACKET
MODEL NO. QSWB2000

www.quick-sling.com
email: info@quick-sling.com
fax: 1-(800)-699-0423

Quick Sling, LLC
391 W. Water Street
Taunton, MA 02780
1-(800)-699-0543